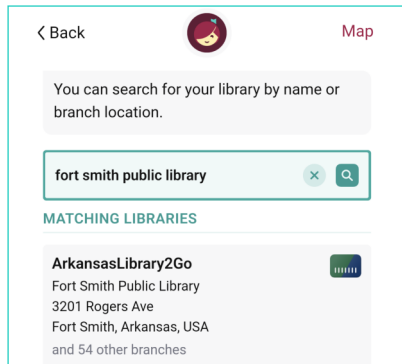
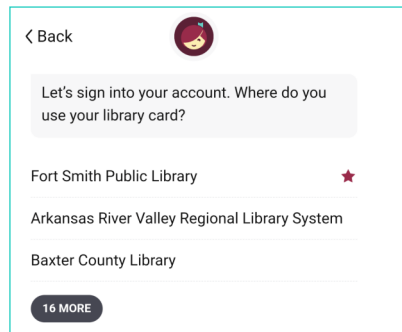


Getting Started

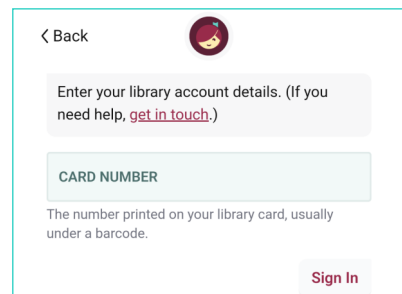
- Download the Libby app from the App Store on your device
- Open the app
- Libby will ask if you have a library card. Choose **Yes** (If not contact your library)
- Libby will guide you through adding your library and library card



Type **Fort Smith Public Library** and select **Arkansas Library2Go**



Select **Fort Smith Public Library**. You may need to expand your list of libraries by choosing 16 more



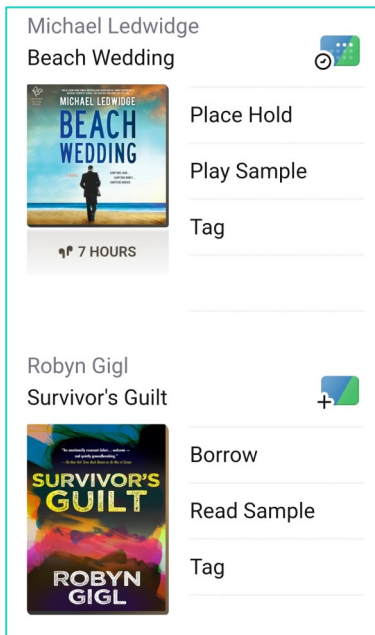
Enter your **entire library card number** You are now ready to start reading!

Navigating the App

Icons at the bottom of the screen



- Search**
Search by title or author
- Library**
Browse library's new, popular and curated collections
- Menu**
See your library card information, change settings, and get help
- Shelf**
View your current loans, holds, and titles you have tagged
- Tags**
Create lists to categorize items you have read or want to read



Earbud icon indicates audiobook format

Wait list

This icon means the title is currently unavailable
Tap **Place Hold**

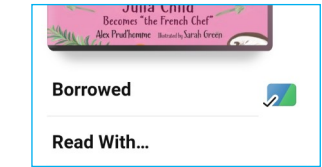
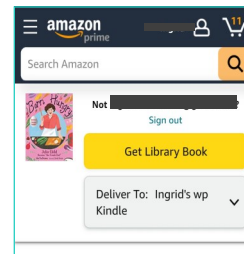

Available

This icon means the title is currently available
Tap **Borrow** to checkout

Reading and Returning

- Once you have borrowed an eBook, tap the **bookshelf icon** at the bottom of your screen

- Tap **Read With**



- Select **Libby** to read on your phone or tablet
- select **Kindle** to read with your Kindle reader
- when you select **Kindle** you will be taken to Amazon, log into your account and tap the **Get Library Book** button
- The eBook will be delivered to your Kindle

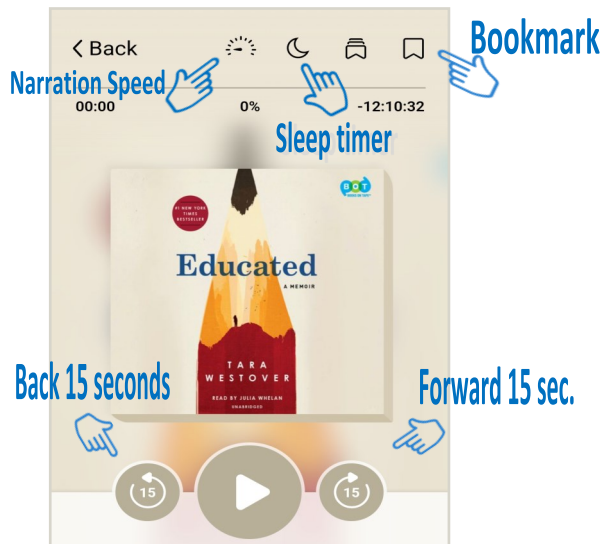
Books are automatically returned to the library on their due date.

To Return Early . . .

- Tap the **shelf icon**
- Tap **LOANS** at the top of the screen
- Tap **Manage**
- Tap **Return Early** and then tap **Return**


Audiobooks

- After borrowing an Audio book tap **Open Audiobook** the tap the **play/pause** button



- You can adjust narration speed, set a sleep - timer, move forward or back 15 seconds and create bookmarks (Libby will remember your place!)


Magazines

- To find magazines tap  Search
- Select **Magazines**
You can then refine by subject, and select the title and issue you want to view
- You can also Subscribe to a magazine to automatically get the newest issue in your Magazine Rack upon release
- Magazines do not count toward your total number of Checkouts



Helpful Tips

You can checkout books from the Fort Smith Public Library anywhere in the world as long as you have an internet connection

- Titles will automatically return themselves on the due date, no action is needed on your part
- If a book is returned before you finish, you can check it out again and Libby will remember your place
- The default checkout length is 14 days
- You can check out 5 items at a time and you can have 5 items on hold
- Tap  the calendar to see the estimated wait time
- Digital books are not unlimited in quantity, so there may be holds on the book you want
- The time listed beside earbuds is the total playing time

Other Useful Apps

Are you interested in accessing some other resources using your library card? Below are some other apps you might find useful.

- **Kanopy**—Movies and Documentaries
- **Hoopla**—Books, Audiobooks, Movies, and more
- **Pronunciator**—Learning new languages
- **Mometrix**—Test Preparation

Questions? Contact your library:

Main Library: 479-783-0229

Dallas Branch: 479-484-5650

Miller Branch: 479-646-3945

Windsor Branch: 479-785-0405

www.fortsmithlibrary.org

Borrow ebooks & audiobooks

Libby.

The library reading app



QUICK START GUIDE



FORT SMITH
PUBLIC LIBRARY