



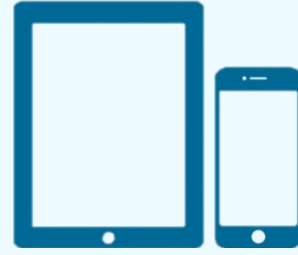
PRINT GUIDE

You can print using the following devices




PRINT FROM A LAPTOP


1. Open a browser and go to **print.princh.com**
2. Enter the printer ID **106634**.
3. Upload your document(s) and adjust your settings by selecting the wrench icon  next to each document. It is set to Black and White by default.
4. See the Reference Desk to pay for and collect your documents.



PRINT FROM A MOBILE PHONE OR TABLET

1. Scan the QR code below with your device's camera. Alternatively, you can open your browser and go to **print.princh.com** and enter the printer ID **106634**.
2. Upload your document(s) and adjust your settings by selecting the wrench icon  next to each document. It is set to Black and White by default.
3. See the Reference Desk to pay for and collect your documents.

Reference

FORMAT	COLOR	PRICE	PRINTER ID
Letter Size	Black/White	\$0.25	
8.5 x 11	Color	\$1.00	
Legal Size	Black/White	\$0.25	
8.5 x 14	Color	\$1.00	

print.princh.com 106634

Please see a staff member at the Reference Desk to collect your documents or if you need any additional assistance.