


Hi guys! Miss Leah, here again! Are you ready for another fun **STEAM** project with me? We're making galactic fizzy paint! This project involves a popular scientific combination: baking soda and vinegar! This one gets messy, so be sure to have paper towels on hand. For this, you will need:


- Baking soda
- Vinegar
- Craft paint
- Paintbrushes
- A spray bottle or dropper
- Cups and mixing spoons
- Black cardstock paper




In this experiment, you will learn all about one of the most popular *chemical reactions*!

Step 1

Start by mixing your paint. Pour **one tablespoon** of paint into a cup and add about **1.5 tablespoons** of baking powder. Mix it well! The paint should be thick and chunky.




If your paint consistency is still smooth, add more baking soda, a little at a time.



Step 2


Lay out your cardstock and draw a circle on it in pencil to outline your planet. Using any colors you'd like, paint in the circle with thick layers.

As I stated earlier, the paint consistency is chunky and a bit tricky to spread. Use as much as needed – remember that the more you use, the fizzier the end result will be.



Step 3


Include any finishing touches you'd like, and wait for the paint to dry completely. I let mine dry for about an hour. Here's what it looked like:




Ready for the fun part?


Step 4

Fill a spray bottle or a dropper with vinegar. Once your paint is fully dry, spray it with the vinegar and watch what happens (and be sure to have some towels close by)!





The bubbles only last for a second or two, so if you take a picture you have to act fast!



Here's another one.

What's the **STEAM** behind it?

Baking soda and vinegar create a huge chemical reaction. Baking soda is a base, and vinegar is an acid. Together, they make carbon dioxide, which is what causes all the bubbles and fizz.



Thank you for joining me for another awesome project! I hope you all had fun with this one. Please stay safe and be well. Be sure to continue checking our social media pages– we have more fun activities to come!

Miss Leah

